


243 SERIES CARD EDGE CONNECTOR

.200" (5.08mm) Contact Spacing



243 SERIES ORDERING CODE

Example Part Number **243 - 006 - 540 - 201**

Series _____
 Total Number of Contacts _____
 Contact Code _____
 Contact Rows _____

Series 243	
Total Number of Contacts	Contact Rows
002 or 003	Single Row
004 or 006	Dual Row
Contact Code	Description & Tail Size
542	Wire Wrap .045 Square (1.14 Square)
	Tail Length "G"
	.650 (16.51)
Contact Rows	Description
101	Single Row
201	Dual Row

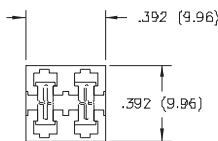
FEATURES

- .200 (5.08) Contact Spacing x .200 (5.08) Row Spacing
- Accepts .062 (1.57) Nominal Thickness P.C. Board
- High Profile Insulator Body, .656 (16.66)
- Insulating Bushings Press into Metal Backplane
- Modular Design permits any Connector Length Assembly
- Contact Termination .045 (1.14) Square Wire Wrap
- Accepts Between Contact and In-Contact Polarizing Keys

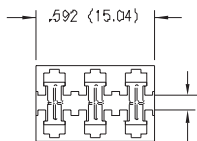
SPECIFICATIONS

- ◆ Insulator Material: Thermoplastic Polyester, UL 94V-0, Colour: White
- ◆ Contact Material: Phosphor Bronze Alloy CA-510
- ◆ Contact Plating: Gold over Nickel for Entire Contact
- ◆ Current Rating: 5 Amperes Continuous
- ◆ Contact Resistance: 10 Milliohms Maximum
- ◆ Dielectric Withstanding Voltage: 1800 V AC rms at Sea Level Between Adjacent Contacts
- ◆ Insulation Resistance: 5000 Megohms Minimum
- ◆ Operating Temperature: -65 to +105 Degrees C
- ◆ Insertion Force: 16 oz (4.45 N) Maximum per Contact Pair when Tested with a .070 (1.78) Thick Gauge
- ◆ Withdrawal Force: 1 oz (0.28 N) Minimum per Contact Pair when Tested with a .054 (1.37) Thick Gauge

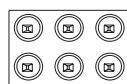
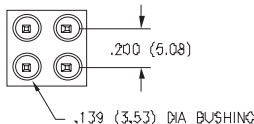
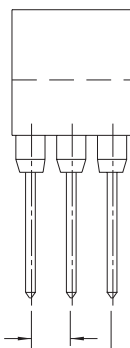
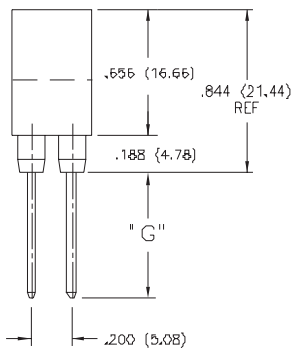
TWO OR FOUR CONTACT ASSEMBLY



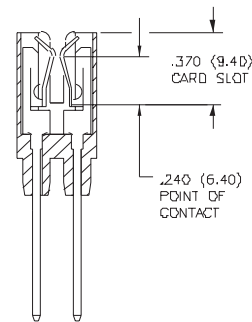
THREE OR SIX CONTACT ASSEMBLY



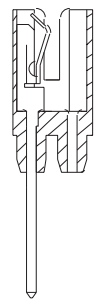
CARD SLDT ACCEPTS .064 (1.37) TO .070 (1.78) THICK P.C. BOARD



DUAL ROW



SINGLE ROW



FOR 243 SERIES CONNECTOR, SPECIFY IN-CONTACT POLARIZING KEY P/N 321-240-328 OR BETWEEN CONTACT POLARIZING KEY P/N 243-240-31B